

**2023 - 2024**



**CURRICULA  
FEEDBACK  
ANALYSIS REPORT  
(2023-2024)**

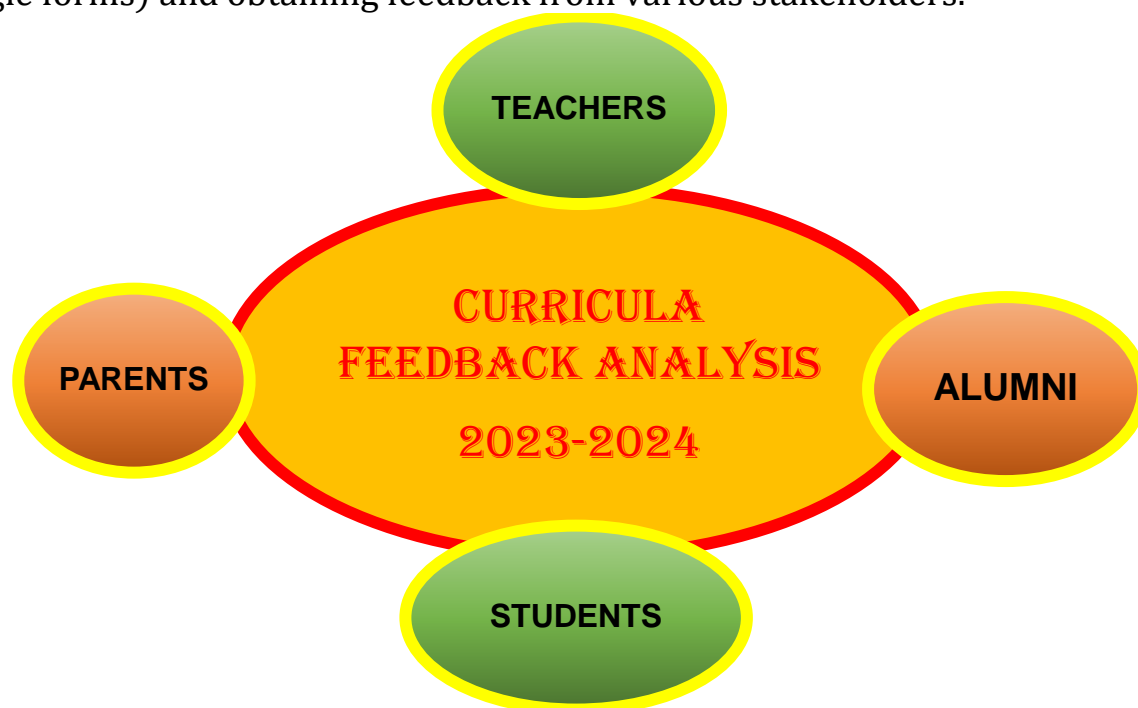


**POPE'S COLLEGE (AUTONOMOUS)  
SAWYERPURAM**

## CURRICULA FEEDBACK ANALYSIS REPORT (2023-2024)

### DATA COLLECTION AND ANALYSIS

Curricula Analysis is a process utilized by our college to solicit information from a variety of sources on different aspects of the curriculum. Most often, information solicited in this feedback process includes feedback from all the stakeholders of the College. The IQAC of the college has developed the online feedback mechanism (Structured rating based Google forms) and obtaining feedback from various stakeholders.

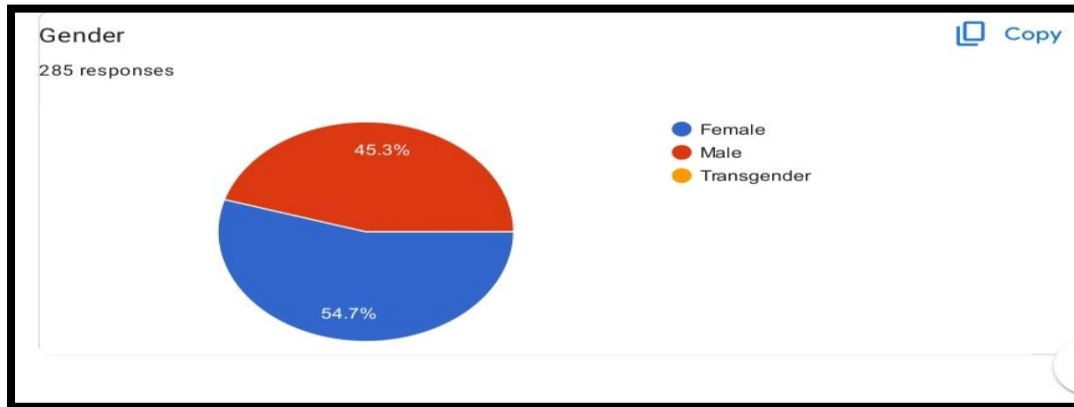


The IQAC of the college collects feedback form from the students, teachers, alumni and parents pertaining to the varied aspects of the curriculum they studied for continuous improvement in curriculum development and enrichment. The feedback forms have been designed with the help of Google forms and shared with the stakeholders through social media groups. They are required to submit their responses to a set of ten statements on a 5-point Likert Scale in which choices range from Strongly Disagree(1) to Strongly Agree(5) and 2-point Likert Scale (Yes or No).

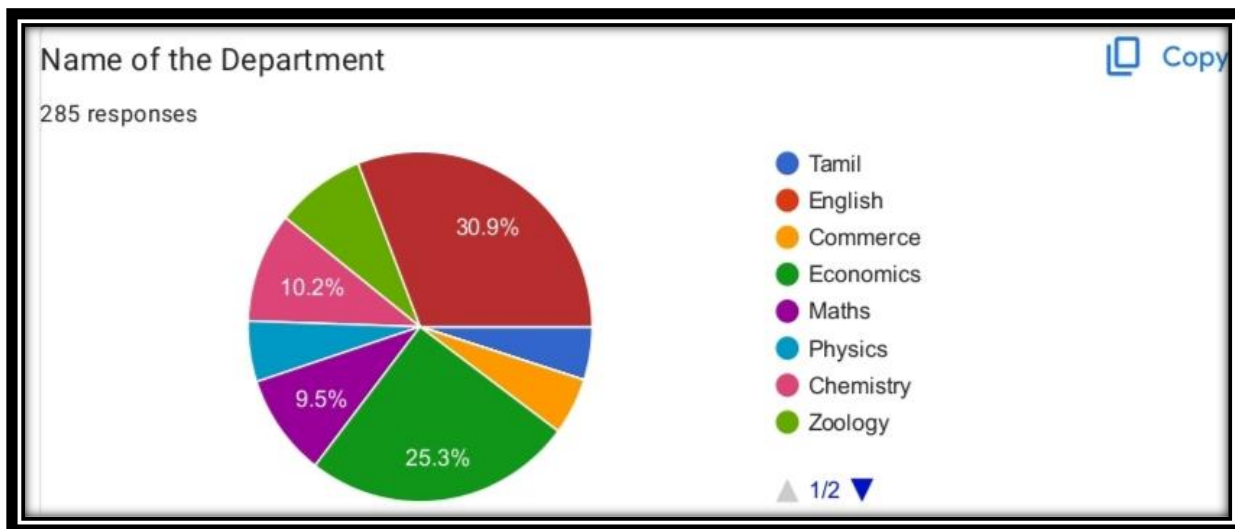
In order to arrive to comprehensive results useful statistical tool percentage have been used. The feedback thus received is then analysed. The analysis of the stakeholders' feedback for the session 2023-2024, is presented as Stake holders-wise and is as follows:

## STUDENTS FEEDBACK ON CURRICULA 2023 - 2024

### Students Profile

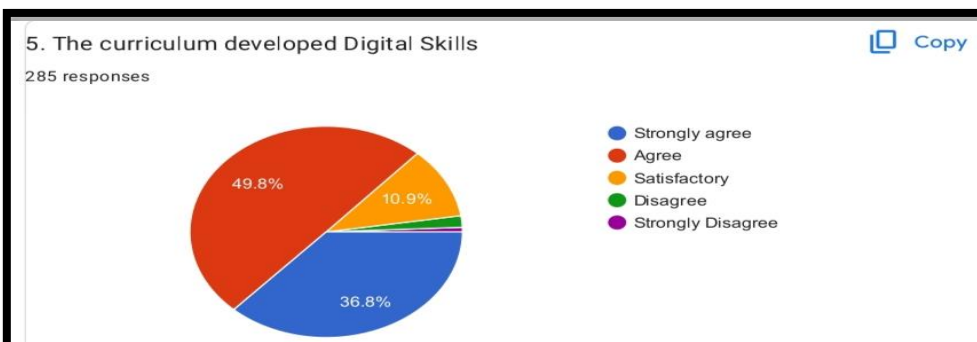
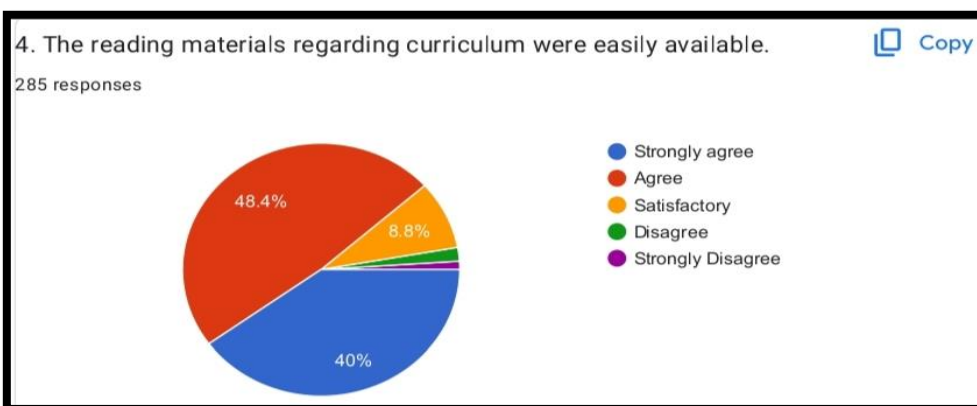
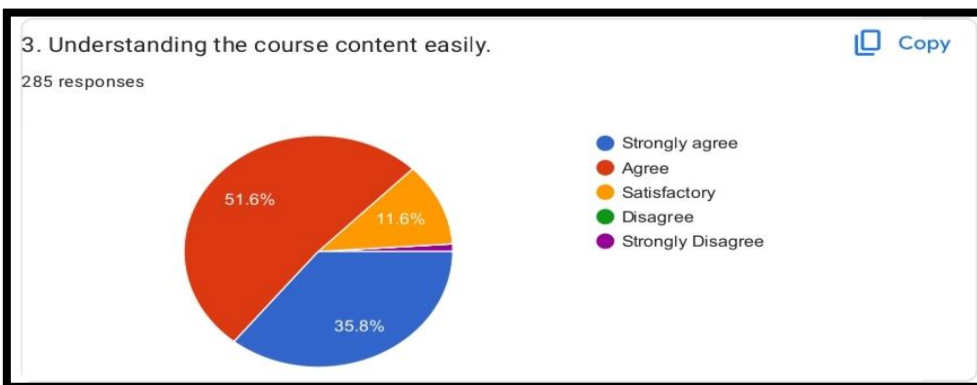
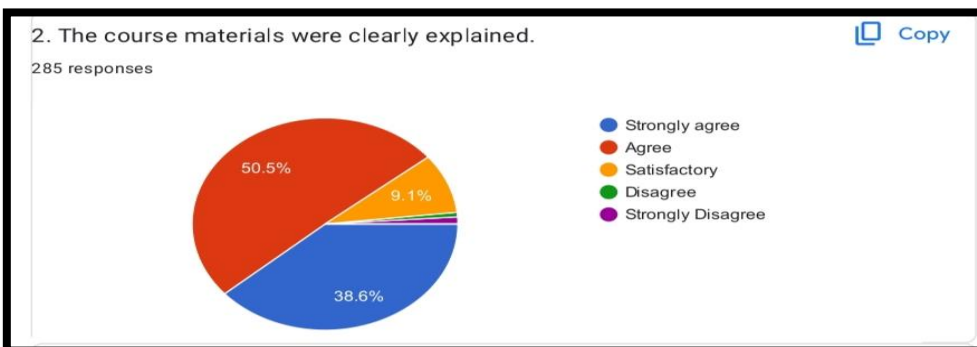
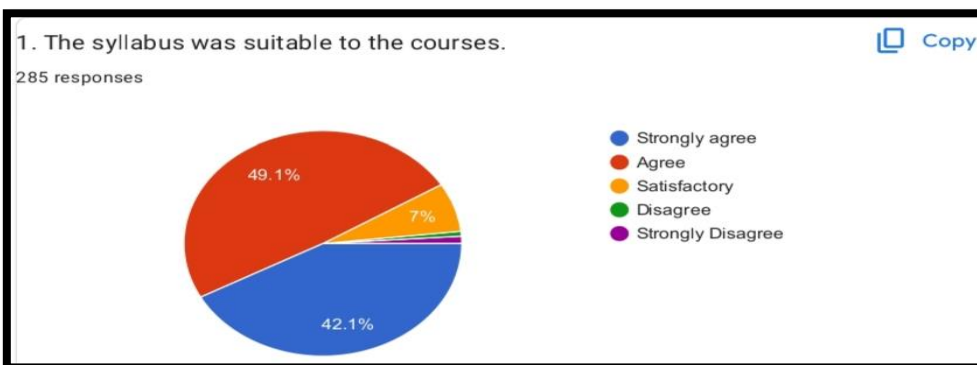


The students are the most important stakeholders of Higher Education systems. The interest and participation of students at all levels in both internal quality assurance and external quality assurance have to play a central role. We have collected online feedback from our under graduate students and post graduate students. We have received total 285 student's online feedback on the curriculum of the various programmes designed by the college. The above chart shows that 54.7% of respondents were girls and 45.3% were boys.



The above Chart depicts the course wise classification of student respondents. It was noticed that 30.9% responses were received from English department students, 25.3% from Economics department students, 10.2% from chemistry students, 9.5 % responses were collected from Maths students, The remaining percentage of responses were collected from Tamil, Physics, Commerce and Zoology students.

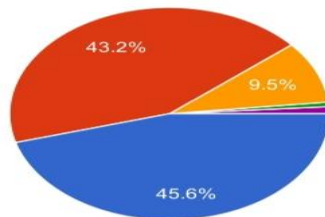
# CHARTS SHOWING THE STUDENTS RESPONSES ON CURRICULA 2023 – 2024



7. Tests and assignments were Useful.

 Copy

285 responses

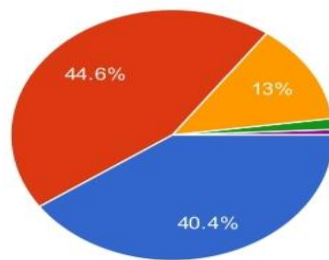


- Strongly agree
- Agree
- Satisfactory
- Disagree
- Strongly Disagree

8.. The Curriculum developed job-oriented skills on you.

 Copy

285 responses

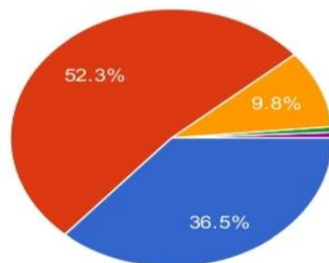


- Strongly agree
- Agree
- Satisfactory
- Disagree
- Strongly Disagree

9. The courses promoted Value Education.

 Copy

285 responses

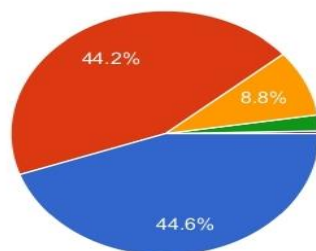


- Strongly agree
- Agree
- Satisfactory
- Disagree
- Strongly Disagree

10. The curriculum helped in developing your personality.

 Copy

285 responses



- Strongly agree
- Agree
- Satisfactory
- Disagree
- Strongly Disagree

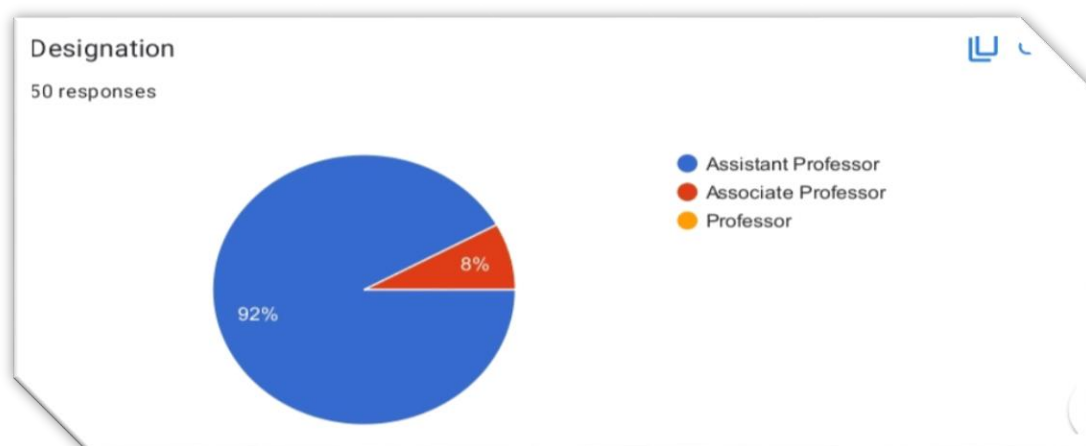
**TABLE .1 SHOWING THE STUDENTS RESPONSES ON CURRICULA 2023-2024  
STUDENTS RESPONSES 2023-2024**

Sl no	Question	N=285 Responses in %				
		Strongly Agree	Agree	Satisfactory	Disagree	Strongly Disagree
1	The syllabus was suitable to the courses.	42.1	49.1	7	0.7	1.1
2	The course materials were clearly explained.	38.6	50.5	9.1	0.7	1.1
3	Understanding the course content easily.	35.8	51.6	11.6	-	1.1
4	The reading materials regarding curriculum were easily available.	40	24.4	8.8	1.8	1.1
5	The curriculum developed Computer Skills.	36.8	49.8	10.9	1.8	0.7
6	The curriculum included technical skills (e- learning), good work practices, ethics, and teamwork.	37.2	44.2	14.7	3.2	0.7
7	Tests and assignments were Useful.	45.6	43.2	9.5	0.7	1.1
8	The Curriculum developed job-oriented skills on you.	40.4	44.6	13	1.4	0.7
9	The courses promoted Value Education.	36.5	52.3	9.8	0.7	0.7
10	The curriculum helped in developing your personality.	44.6	44.2	8.8	2.1	0.4

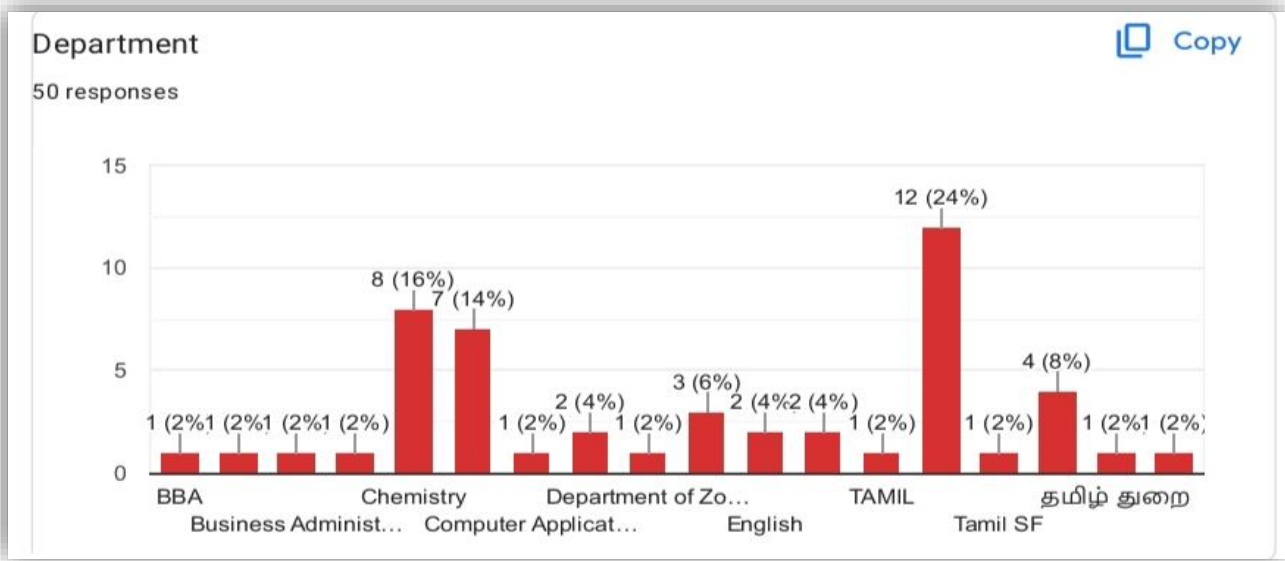
After analysing the data collected from the students, on an average 39.7% students were strongly agree, 45.39% were agree, 10.3% were satisfactory and 1.31% were disagree with the curricula of the various programmes designed by the College.

### TEACHERS FEEDBACK ON CURRICULA 2023- 2024

#### Teachers Profile

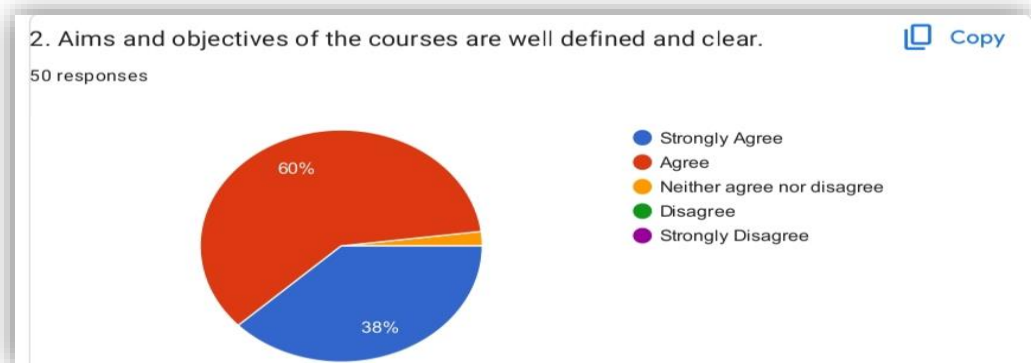
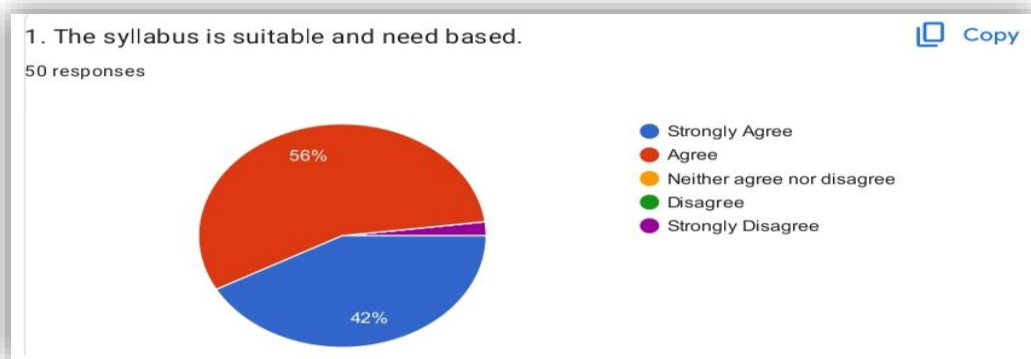


Teacher profile data was collected by sending Google form to faculties of various courses total 50 responses have been collected from the teachers, the above chart shows that, 92% were Assistant Professors and 8% were Associate Professors. The received 50 teachers' feedback regarding curriculum were analysed.



The above Chart depicts the course wise classification of teacher respondents. It was noticed that 24% responses were received from Tamil department teachers, 16% from chemistry teachers, 14% from computer application teachers, 8% responses from Tamil (SF) teachers, and 6% responses were collected from Zoology and Maths teachers, and 4% responses were collected from English teachers. 2% and 1% responses were received from BBA and IT, department teachers respectively.

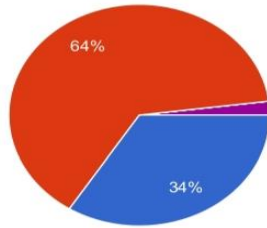
### CHARTS SHOWING THE TEACHERS RESPONSES ON CURRICULA 2023- 2024



3. The course/syllabus creates interest in the subject area among students.

[Copy](#)

50 responses

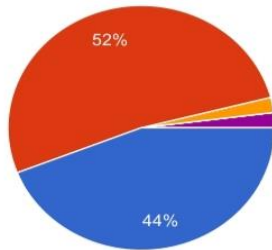


- Strongly Agree
- Agree
- Neither agree nor disagree
- Disagree
- Strongly Disagree

4. The syllabus has good balance between theory and application.

[Copy](#)

50 responses

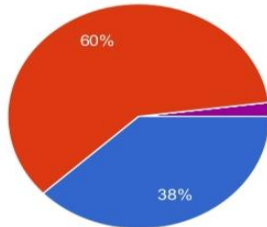


- Strongly Agree
- Agree
- Neither agree nor disagree
- Disagree
- Strongly Disagree

5. The syllabus carries sufficient number of optional papers.

[Copy](#)

50 responses

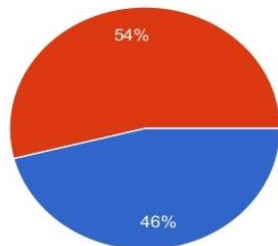


- Strongly Agree
- Agree
- Neither agree nor disagree
- Disagree
- Strongly Disagree

6. The books prescribed and listed as reference materials are relevant, updated and appropriate.

[Copy](#)

50 responses



- Strongly Agree
- Agree
- Neither agree nor disagree
- Disagree
- Strongly Disagree



TABLE.2 SHOWING THE TEACHERS RESPONSES ON CURRICULA 2023 – 2024

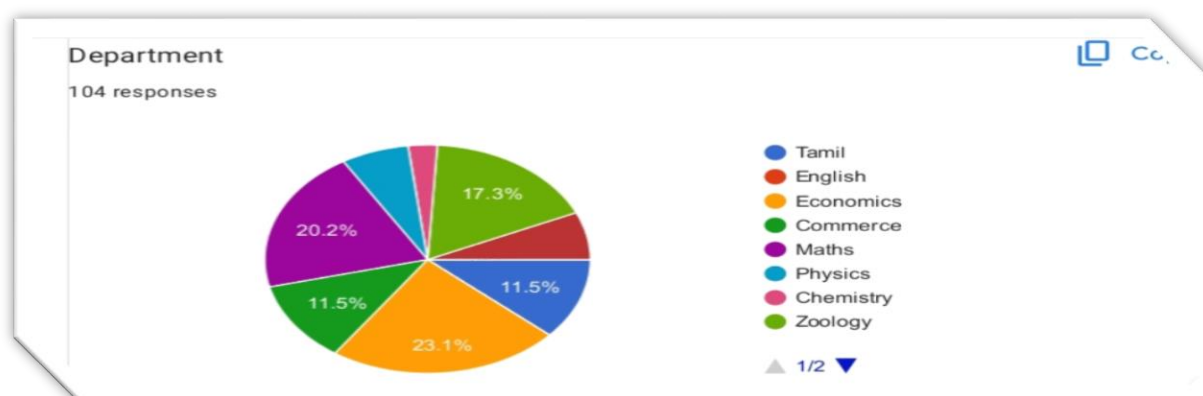
**Faculty Feedback on Curriculum based on LOCF 2023-2024**

Sl no	Question	N=50 Responses in %				
		Strongly Agree	Agree	Not sure	Disagree	Strongly Disagree
1	The syllabus is suitable and need based.	42	56	-	-	2
2	Aims and objectives of the courses are well defined and clear.	38	60	2	-	-
3	The course/syllabus creates interest in the subject area among students.	34	64	-	-	2
4	The syllabus has good balance between theory and application.	44	52	2	-	2
5	The syllabus carries sufficient number of optional papers.	38	60	-	-	2
6	The books prescribed and listed as reference materials are relevant, updated and appropriate.	46	54	-	-	-

After analysing the data collected from the teachers, on an average 40.3% teachers were strongly agree, 57.7% were agree and 1.3% were strongly disagree with the curricula of the various programmes designed by the College.

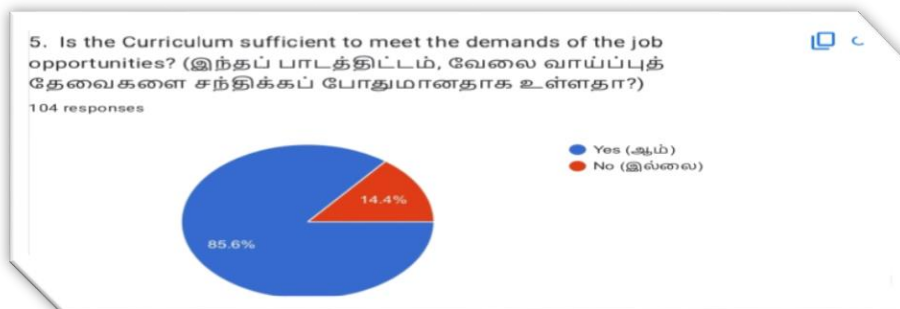
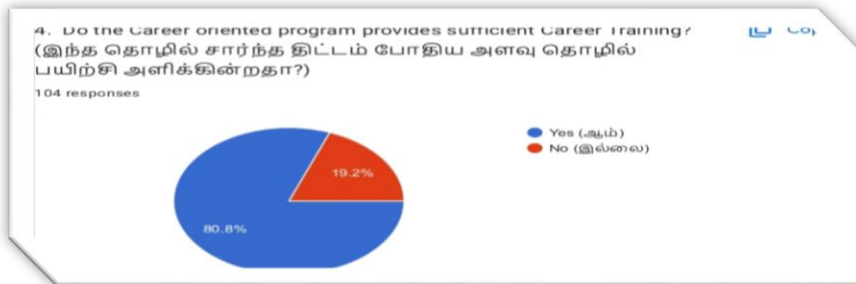
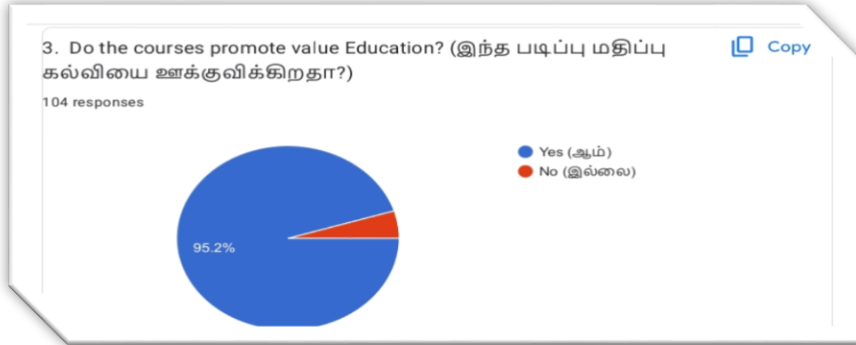
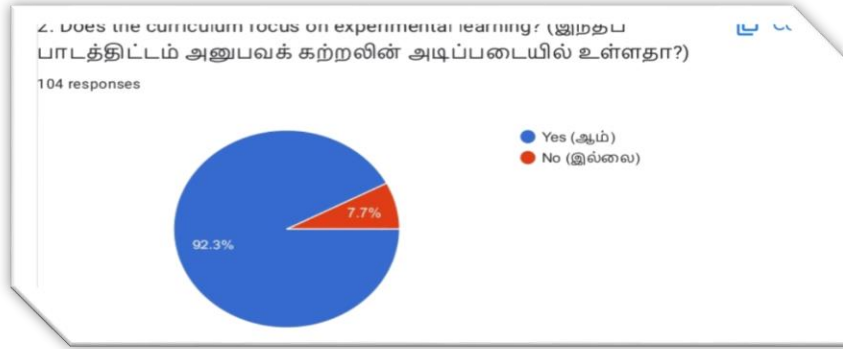
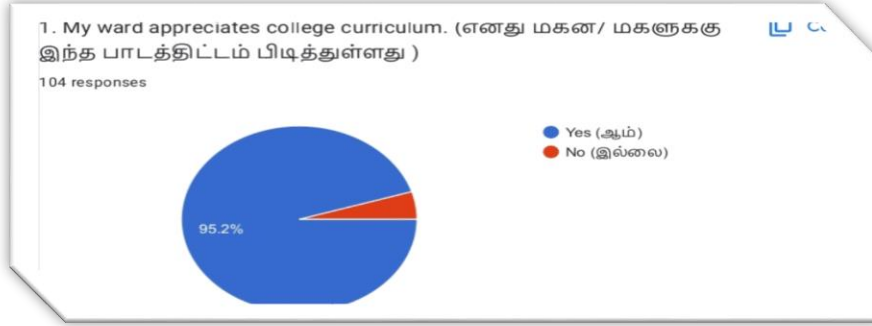
**PARENTS FEEDBACK ON CURRICULA 2023 - 2024**

**Parents Profile**



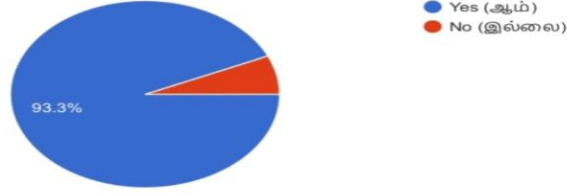
Parents profile data was collected by sending Google form to UG and PG student's parents. Totally 190 responses have been collected from the parents. Names of both students and parents their contact number details were also collected. The above chart shows that, 26.3% of respondents were parents Tamil department students, 16.3% were parents of English department students, 14.2% were parents of Zoology and 11.1% were parents of Chemistry department students and remaining responses were collected from parents of Economics, Commerce, Physics, Maths, IT and BBA department students.

## CHARTS SHOWING THE PARENTS RESPONSES ON CURRICULA 2023 – 2024



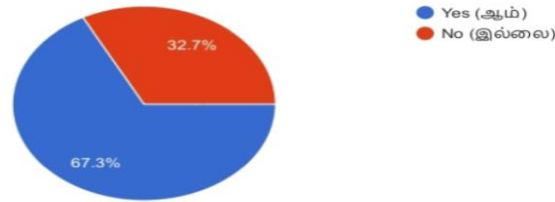
6. Does the Curriculum provide a chance for personality Development? (இந்தப் பாடத்திட்டம் ஆளுமை வளர்ச்சிக்கு உதவுகிறதா?)

104 responses



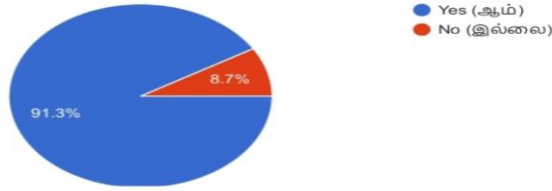
7. Does the Curriculum develop Computer Skills? (இந்தப் பாடத்திட்டம் கணினி திறன்களை உருவாக்குகிறதா?)

104 responses



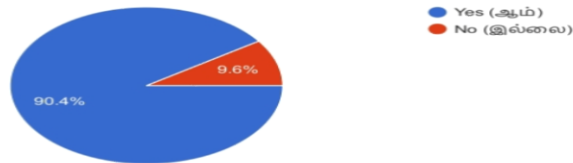
8. Does the curriculum serve the needs of the society? (இந்தப் பாடத்திட்டம் சமுதாய தேவைகளை சந்திப்பதாக உள்ளதா?)

104 responses



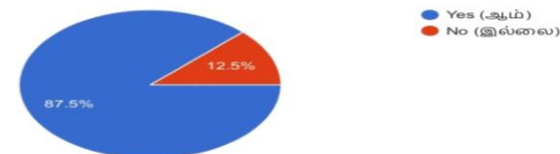
9. Are the teachers accessible and approachable for all matters of concern? (மாணவர்களின் பாடம் சார்ந்த மற்றும் பிற பிரச்சினைகளை எளிதாக உணர்ந்து கொண்டு அவற்றை அணுகக்கூடியவர்களாக ஆசிரியர்கள் இருக்கின்றார்களா?)

104 responses



10. Do you feel that the Infrastructures (Labs, Classrooms, Library & Canteen) are well maintained? (உள்கட்டமைப்புவசதிகள் (ஆய்வுக்கூடம், வகுப்பறைகள், நூலகம் மற்றும் சிற்ப்பாடகம்) சிறப்பாக பராமரிக்கப்படுகிறது என உணருகிறீர்களா?)

104 responses



**TABLE. 3 SHOWING THE PARENTS RESPONSES ON CURRICULA 2023 – 2024**  
**Parents Response – 2023-2024**

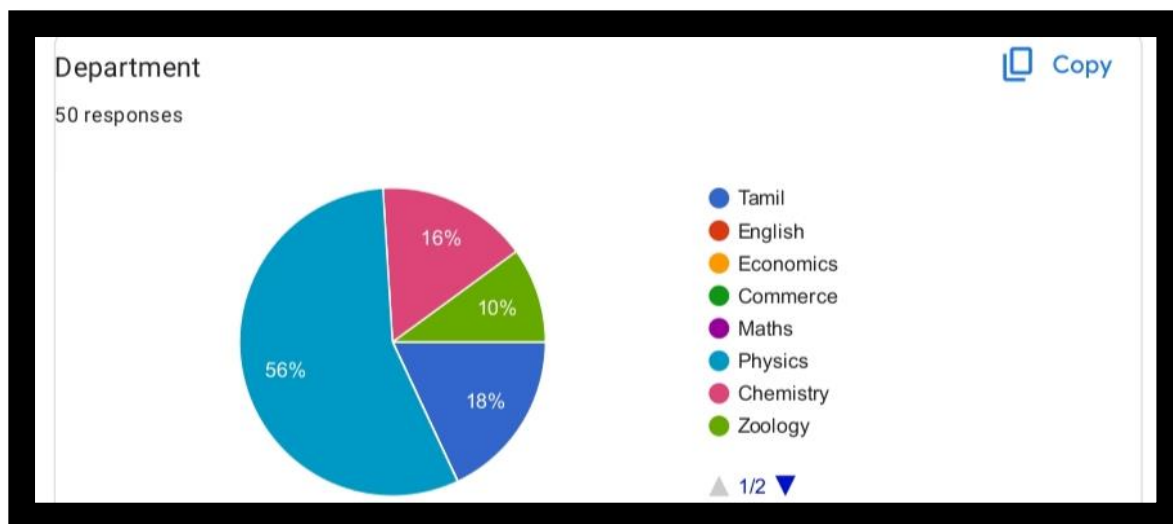
Sl no	Question	N=104 Responses in %	
		Yes	No
1	My ward appreciates college curriculum. (எனது மகன்/மகளுக்கு இந்த பாடத்திட்டம் பிடித்துள்ளது)	95.2	4.8
2	Does the curriculum focus on experimental learning? (இந்தப் பாடத்திட்டம் அனுபவக் கற்றலின் அடிப்படையில் உள்ளதா?)	92.3	7.7
3	Do the courses promote value Education? (இந்த படிப்பு மதிப்பு கல்வியை ஊக்குவிக்கிறதா?)	95.2	4.8
4	Do the Career oriented program provides sufficient Career Training? (இந்த தொழில் சார்ந்த திட்டம் போதிய அளவு தொழில் பயிற்சி அளிக்கின்றதா?)	80.8	19.2
5	Is the Curriculum sufficient to meet the demands of the job opportunities? (இந்தப் பாடத்திட்டம், வேலை வாய்ப்புத் தேவைகளை சந்திக்கப் போதுமானதாக உள்ளதா?)	85.6	14.4
6	Does the Curriculum provide a chance for personality Development? (இந்தப் பாடத்திட்டம் ஆளுமை வளர்ச்சிக்கு உதவுகிறதா?)	93.3	6.7
7	Does the Curriculum develop Computer Skills? (இந்தப் பாடத்திட்டம் கணினி திறன்களை உருவாக்குகிறதா?)	67.3	32.7
8	Does the curriculum serve the needs of the society? (இந்தப் பாடத்திட்டம் சமுதாய தேவைகளை சந்திப்பதாக உள்ளதா?)	91.3	8.7
9	Are the Teachers accessible and approachable for all matters of concern? (மாணவர்களின் பாடம் சார்ந்த மற்றும் பிற பிரச்சினைகளை எளிதாக உணர்ந்து கொண்டு அவற்றை அணுகக்கூடியவர்களாக ஆசிரியர்கள் இருக்கின்றார்களா?)	90.4	9.6
10	Do you feel that the Infrastructures (Labs, Classrooms, Library & Canteen) are well maintained? (உள்கட்டமைப்புவசதிகள் (ஆய்வுக்கூடம், வகுப்பறைகள், நூலகம் மற்றும் சிற்றுண்டிச்சாலை) சிறப்பாக பராமரிக்கப்படுகிறது என உணருகிறீர்களா?)	87.5	12.5

After analysing the data collected from the parents, on an average 87.89% parents were agree, 12.1% were disagree with the curricula of the various programmes designed by the College.

### **ALUMNI FEEDBACK ON CURRICULA 2023- 2024**

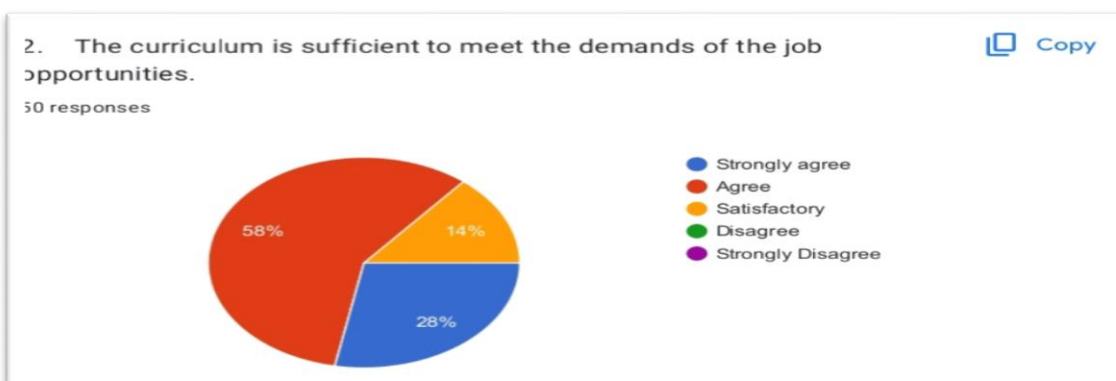
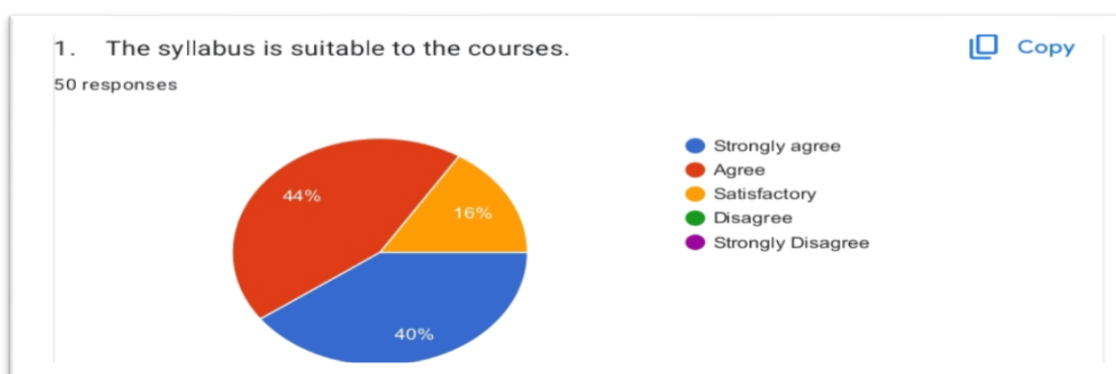
#### **Alumni Profile**

Feedback of the Alumni is an essential component for analysis and improvement in the higher education academic culture. Once out of the formal structure, the Alumni can objectively talk about the challenges faced by them vis- à-vis the curriculum with special reference to its utility in the job market. We appeal our alumni to provide there sincere feedback on curriculum. We have received total 50 alumni online feedback on Curricula designed by Pope's College. Based on the responses of the alumni, the analysis is done as follows:



Alumni profile data was collected by sending Google form to Alumni of various year of study. Alumni's name, department, year of study and their educational qualification details were collected. The above chart shows that, 29.5 % of respondents were Alumni of Physics department, 26.5% were alumni of Tamil department, 13.6% were Alumni of Economics department and 9.1% were alumni of Chemistry department and remaining responses were collected from alumni of Zoology , Maths and Commerce, English, and IT department students.

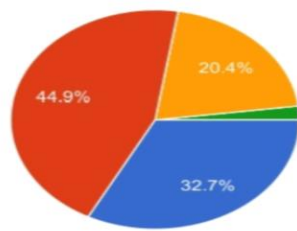
### CHARTS SHOWING THE ALUMNI RESPONSES ON CURRICULA 2023– 2024



3. The curriculum develops Digital Skills.

 Copy

49 responses

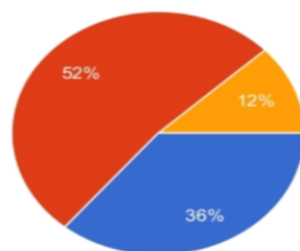


- Strongly agree
- Agree
- Satisfactory
- Disagree
- Strongly Disagree

4. The courses promote Value Education.

 Copy

50 responses

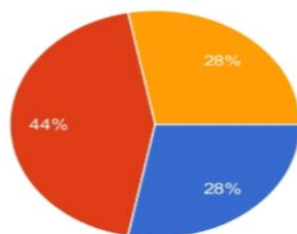


- Strongly agree
- Agree
- Satisfactory
- Disagree
- Strongly Disagree

5. The global issues are reflected in the curriculum.

 Copy

50 responses

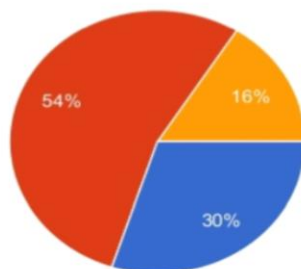


- Strongly agree
- Agree
- Satisfactory
- Disagree
- Strongly Disagree

6. The curriculum serves the needs of the society.

 Copy

50 responses

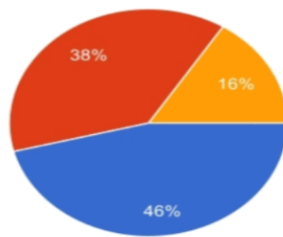


- Strongly agree
- Agree
- Satisfactory
- Disagree
- Strongly Disagree

7. The curriculum helps in developing your personality.

 Copy

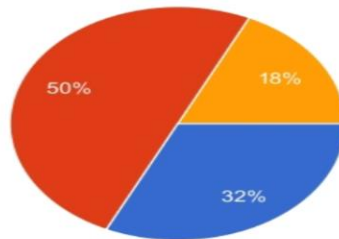
50 responses



- Strongly Agree
- Agree
- Satisfactory
- Disagree
- Strongly Disagree

8. The curriculum is effective for development of entrepreneurship.

50 responses

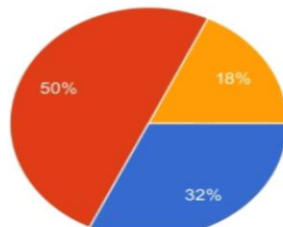


- Strongly Agree
- Agree
- Satisfactory
- Disagree
- Strongly Disagree

9. The syllabus is effective in developing skill oriented human resources.

 Copy

50 responses

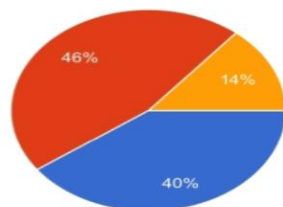


- Strongly Agree
- Agree
- Satisfactory
- Disagree
- Strongly Disagree

10. The reading materials regarding curriculum are easily available.

 Copy

50 responses



- Strongly Agree
- Agree
- Satisfactory
- Disagree
- Strongly Disagree

**TABLE. 4 SHOWING THE ALUMNI RESPONSES ON CURRICULA 2023 – 2024**  
**Alumni Response – 2023-2024**

Sl no	Question	N=50 Responses in %				
		Strongly Agree	Agree	Satisfactory	Disagree	Strongly Disagree
1	The syllabus is suitable to the courses.	40	44	16	-	-
2	The curriculum is sufficient to meet the demands of the job opportunities.	28	58	14	-	-
3	The curriculum develops Computer Skills.	32.7	44.9	20.4	2	-
4	The courses promote Value Education.	36	52	12	-	-
5	The global issues are reflected in the curriculum.	28	44	28	-	-
6	The curriculum serves the needs of the society.	30	54	16	-	-
7	The curriculum helps in developing your personality.	46	38	16	-	-
8	The curriculum is effective for development of entrepreneurship.	32	50	18	-	-
9	The syllabus is effective in developing skill oriented human resources.	32	50	18	-	-
10	The reading materials regarding curriculum are easily available.	40	46	14	-	-

After analysing the data collected from the alumni, on an average 34.4% alumni were strongly agree, 48.9% were agree, 17.2% were satisfactory, 0.2% were disagree and 0.08% were strongly disagree with the curricula of the various programmes designed by the College.



